

ECONOMIC CONTRIBUTIONS OF FLORIDA'S AGRICULTURE, NATURAL RESOURCES, AND FOOD INDUSTRIES, 2018


Sales revenue




**AGRICULTURAL
INPUTS & SERVICES
\$15.94 billion**



**FOREST PRODUCTS
MANUFACTURING
\$9.07 billion**



**CROPS, LIVESTOCK,
FORESTRY, & FISHERIES
\$10.16 billion**




**MINING
\$6.87 billion**



**FOOD & KINDRED
PRODUCTS MANUFACTURING
\$30.71 billion**




**NATURE-BASED RECREATION
\$1.47 billion**



**FOOD & KINDRED
PRODUCTS DISTRIBUTION
\$100.86 billion**

**Totaling
\$175.08
billion
IN DIRECT SALES
REVENUES**

Employment



DIRECT JOBS

Full- and part-time jobs in Florida's agriculture, natural resources, and food industries.

1,716,430

INDIRECT & INDUCED JOBS

Additional full- and part-time jobs throughout the economy supported by supply chain spending and respending of income.

700,629

TOTAL EMPLOYMENT CONTRIBUTIONS

2,417,059

**Total
contributions
represent
19.9%
OF TOTAL STATE
EMPLOYMENT**

Gross state product

TAXES ON PRODUCTION AND IMPORTS

Includes total taxes on production and imports paid to local, state and federal governments.

\$14.82 billion

TOTAL LABOR INCOME CONTRIBUTIONS

Includes employee wages, fringe benefits, and proprietor income.

\$91.07 billion

TOTAL PROPERTY INCOME CONTRIBUTIONS

Includes rents, dividends, interest, royalties, etc.

\$43.69 billion

TOTAL GROSS STATE PRODUCT CONTRIBUTIONS

\$149.57 billion

**Total
contributions
represent
14.5%
OF TOTAL GROSS
STATE PRODUCT**

Total value added contributions

BY AGRICULTURAL COMMODITY GROUP

Value-added contributions are reorganized to evaluate select groups of food and fiber commodities having identifiable market-chain linkages between producers, manufacturers, and service sectors in Florida.



**ENVIRONMENTAL
HORTICULTURE
\$9.57 billion**



**FORESTRY & FOREST
PRODUCTS
\$5.69 billion**



**GRAIN & OILSEED FARMING
AND PROCESSING
\$3.12 billion**



**FRUIT & VEGETABLE
FARMING AND PROCESSING
\$2.81 billion**



**LIVESTOCK FARMING, & ANIMAL
PRODUCTS MANUFACTURING
\$1.95 billion**



**SUGARCANE FARMING,
REFINED SUGAR, &
CONFECTIONS
\$1.31 billion**



**FISHING & SEAFOOD
PRODUCTS
\$603 million**

UFIFAS
UNIVERSITY of FLORIDA

ECONOMIC IMPACT
ANALYSIS PROGRAM

fred.ifas.ufl.edu/economicimpactanalysis